


TOPIC: ALL ABOUT ME THEME: BEARS BOOK: WE'RE GOING ON A BEAR HUNT



Owlets Home Learning Plan for Week commencing Monday 27th September 2021

	Writing	Maths	Phonics and Reading	Afternoon Activities
Monday	<p>Read the story We're Going on a Bear Hunt to your child. A PowerPoint version of the story is available in the Owlets Home Learning section of the school website.</p> <p>Activity: Ask your child to order the pictures and orally re-tell the story. The pictures are available in the Owlets Home Learning section of the school website and are called We're Going on a Bear Hunt picture sequencing.</p>	<p>Watch the White Rose online Math's Video which can be found here. Use the Just Like Me, week 2 video, session 1 and then complete the PDF activity sheet session 1.</p>	<p>Phonics: All Phonics films are available on my YouTube channel. Click here to access the phonic videos or search Mrs Moulam on YouTube.</p> <p>Please watch the 'g' video.</p> <p>Reading: Please log onto Oxford Owl and choose one of the books that is the same colour book and number band as your child is currently reading or use the link below. Oxford Reading Tree Stage 1</p>	<p>Understanding the World:</p> <ul style="list-style-type: none"> Remind children that Titchmarsh Church of England primary school is part of a village. Discuss the meaning of the word village and compare it to a familiar place such as Thrapston. <p>Activity: Look at different maps that show Titchmarsh village https://mapcarta.com/17617218</p> <p>Compare these with maps of Thrapston https://mapcarta.com/17617218/Map</p> <ul style="list-style-type: none"> What is the same? What is different? Is one place larger why? Is one place smaller, why? Where do more people live? What do the people need near their homes? <p>Write down your child's responses. Discuss the simple human features such as houses, shops and parks and the physical features such as land, rivers etc... and how these are shown on a map.</p>



French

- Number song click [here](#)
- French greeting song click [here](#)



P.E – choose however many you wish.

- Bike riding – Can you begin to balance without stabilisers?
- Dance routines, running in the garden, playing with a ball, Cosmic Yoga for kids click [here](#), circuits, bat, and ball, throwing and catching or going for a walk.

Watch the White Rose online Math's Videos which can be found [here](#). Use the Just Like Me, week 2 video, session 2 and then complete the PDF activity sheet session 2.

Phonics:


Please practise reading the tricky words I, go, no and my


Reading: Please log onto [Oxford Owl](#) and choose one of the books that is the same colour book and number band as your child is currently reading or use the link below.

[Oxford Reading Tree Stage 1](#)

Religious Education: Discuss your family and other families that are familiar to your child. How are they the same or similar and some are different? Explain each family is a group of people. Discuss that on their school jumpers they have logos which shows they belong to their school. Discuss other groups that children are in for example a football team, Rainbows, Sunday school, etc... Explain to children that a type of group to which many people belong is a religious group. Make it clear that each religious group is made up of people who believe in similar things. Sometimes they also do similar things that show us they believe in the same thing. Ask children if they can remember which group Grace belonged to [Christian]. Look together at her necklace [picture below] and ask your child to describe the shape on it and talk about whether they have seen this shape anywhere or if they have seen anyone wearing it on a necklace just like Grace. Say that a cross is a symbol that many Christian people wear to remind them about their Christian beliefs and show that they follow the Christian religion. Introduce the character of Imran. Tell your child Imran belongs to a group of people who are called Muslim and that Muslims also have a special symbol for their religion and point out that Imran is wearing it on his top rather than a necklace. Ask your child to describe the symbol. Repeat for Sam from the Hindu religion whose top shows a Aum symbol. Ask your child to look carefully at the symbols.

Activity: Ask your child to create a cross for Grace, a crescent for Imran and an Amu for Sam. These can be made from construction kits, playdough or salt dough (that can be painted later) or plasticine, printed or created using another media.



Wednesday	<p>Re-read the story from Monday and encourage your child to join in. See if your child can remember the order of the places the family go in the story. Ask your child what different places did the family go to on their bear hunt? Which place do they think is best? The worst? Why? Look at each place and ask your child how does the story end? What happens?</p> <p>Activity: Look at the picture of the grass. Ask your child to write the word as [as in the family are in the long wavy grass]. Look at the picture when the family cross the deep cold river. Ask your child to write the word at [as in the family at the river]. When writing with your child ask them to Fred Talk the sounds on their fingers writing down one sound they hear at a time.</p>	<p>Watch the White Rose online Math's Videos which can be found here. Use the Just Like Me, week 2 video, session 3 and then complete the PDF activity sheet session 3.</p>	<p>Phonics: <i>All Phonics films are available on my YouTube channel. Click here to access the phonic videos or search Mrs Moulam on YouTube.</i></p> <p>Please watch the 'o' video.</p> <p>Reading: Please log onto Oxford Owl and choose one of the books that is the same colour book and number band as your child is currently reading or use the link below. Oxford Reading Tree Stage 1</p>	<p>Expressive Arts and Design: Use the Expressive Arts and Design PowerPoint. Go through the slides with your child and encourage them to look at their features in the mirror as they are displayed on the PowerPoint.</p> <p>Activity: Ask your child to draw their own self-portrait and then paint or colour it in.</p> 
-----------	---	---	--	---

With your child act out the whole of We're Going on a Bear Hunt looking at the PowerPoint slides if necessary. Display a picture of the mud from the story using the PowerPoint or book if you have it. Ask your child to Fred Talk the word mud. Repeat for the word dark [as in when the family are in the dark forest]

Activity: Ask your child to Fred Talk the word mud and then write the letter for each letter sound. Repeat for the word dark this time just writing the first letter because the children have not yet learned the rest of the sounds in the word dark.

Watch the White Rose online Math's Videos which can be found [here](#). Use the Just Like Me, week 2 video, session 4 and then complete the PDF activity sheet session 4.

Phonics:

All Phonics films are available on my YouTube channel. Click [here](#) to access the phonic videos or search Mrs Moulam on YouTube.

Please watch the 'c' video.

Reading: Please log onto [Oxford Owl](#) and choose one of the books that is the same colour book and number band as your child is currently reading or use the link below.

[Oxford Reading Tree Stage 1](#)

P.S.H.E: Look at the picture below. Ask your child, who are your special people that you like to spend time with outside school? Ask your child whoses in their family? What makes us same and different from people in our family? How do we help each other in families? What do we like to do as a family? Then ask your child about school. Is your school like a family? Who helps you in school? What different jobs do people do at school?

Activity:

Ask your child to draw a picture of their family.

Who do you like to spend time with?





My friends

My grandad



My brothers and sisters

My mum

Friday	<p>Enjoy We're Going on a Bear Hunt again. Ask your child what else could we go on a hunt for? For example, dinosaur hunt etc. Show your child a picture of the bear from the PowerPoint or book if you have it. Ask your child what is the bear doing? Agree the bear is sat in the cave. Ask them to Fred Talk sat on their fingers. What sounds do we need? Repeat for the word tip as in the family are tiptoeing through the cave.</p> <p>Activity: Ask your child to Fred Talk the word sat on their fingers and write a letter sound for each sound in the word sat. Repeat for the word tip as in tiptoe writing a letter sound for each word they hear.</p>	<p>Watch the White Rose online Math's Videos which can be found here. Use the Just Like Me, week 2 video, session 5 and then complete the PDF activity sheet session 5.</p>	<p>Phonics: <i>All Phonics films are available on my YouTube channel. Click here to access the phonic videos or search Mrs Moulam on YouTube.</i></p> <p>Please watch the 'k' video.</p> <p>Reading: Please log onto Oxford Owl and choose one of the books that is the same colour book and number band as your child is currently reading or use the link below. Oxford Reading Tree Stage 1</p>	<p>Music:</p>  <ul style="list-style-type: none"> Log onto Chranga, our school scheme containing all the activities that your child would be doing in class. This will allow your child to continue with their music-making whilst they are not able to be in school. Click here to log in. Select the student login area. Type in the username Owlets2021 and the password Lockdown. The children do not have their own individual accounts. Using 'The Music at Home' session, please work through an activity each week. <p>Golden Time: You have cared, shared and done your best. Well done you have earned your Golden Time. Have some special playtime at home 😊</p> 
--------	---	---	--	---